









Formal Elements: Tone

Complete each task in the space provided. The tasks are designed to help you to explore a range of tones and mark making techniques.. Each one should take at least **5 minutes**.











Task 1: Mark-making

Copy the marks into the boxes





Task 2: Tonal Ladder/Scale

Copy the different tones into the boxes

Task 3: Shading Techniques

Fill the boxes in using the techniques. Try to blend them from light to dark.

Hatching

Cross hatching

Stippling

Blending


Task 4: Tone and Texture

Copy these sections of insects into the boxes, adding a range of tones

